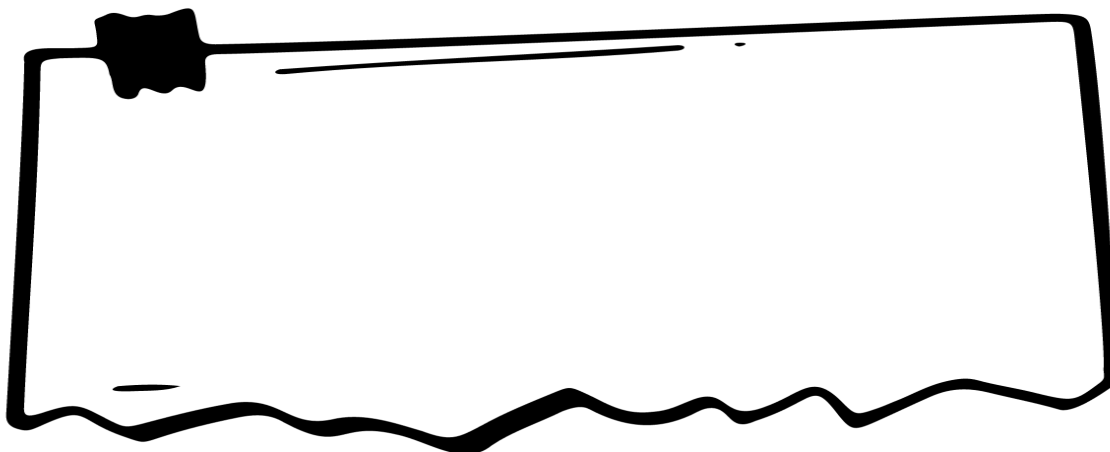
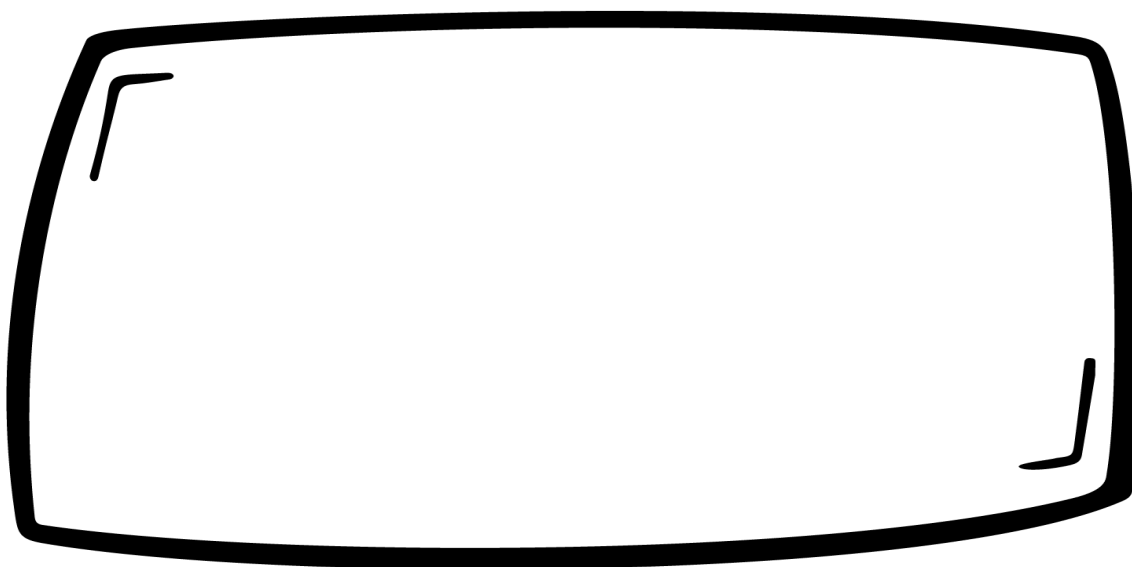


## LISTENING

**Activity 1.** Close your eyes. Imagine the person in the audio file is talking to you. Who are you? What are you doing?



**Activity 2.** Listen again and write down all the objects and pieces of furniture that you can hear.



**Activity 3.** Listen again and say if the sentences are True or False.

1. The house is new and comfortable. \_\_\_\_\_
2. The first room is the dining room. \_\_\_\_\_
3. The bookcases are next to the sofas. \_\_\_\_\_
4. A family of ten people can sit at the table. \_\_\_\_\_
5. There are four bathrooms in the house. \_\_\_\_\_

**Activity 4.** Now listen and answer the following questions with full sentences.

1. What's the estate agent's name?

---

2. What colour are the sofas?

---

3. Is there a coffee table in front of the sofas?

---

4. Where is the rug?

---

5. What is there above the table?

---

6. How many fridges are there?

---

7. Where are the bedrooms?

---

**Activity 5.** Now YOU are the estate agent. Listen and repeat many times. Then read aloud at the same time as the recording plays (or as your teacher reads).

Good evening! I'm Hanna. Nice to meet you. Thank you for your interest in the house. It's an old house but very comfortable, and with very curious details. Come in, please, I'll show you around.

This is the living room. There are 2 big pink sofas right in the middle, and a Victorian coffee table between them. There's also a long green rug under the coffee table, and there are two black bookcases next to each sofa. It's a perfect place for a quiet Sunday afternoon, if I may say.

And through this door, we come straight to the dining room and the kitchen. As you can see, there are 10 chairs around the black table and a big chandelier above it. In the kitchen there's everything you need: there's an oven, there's a sink, and there are 2 fridges. This house is ready for a large family.

And there's one bathroom here on the ground floor with only a toilet and a shower, but upstairs there are 2 more bathrooms and also 4 bedrooms. Would you like to go up to the first floor? Great! Follow me, please.


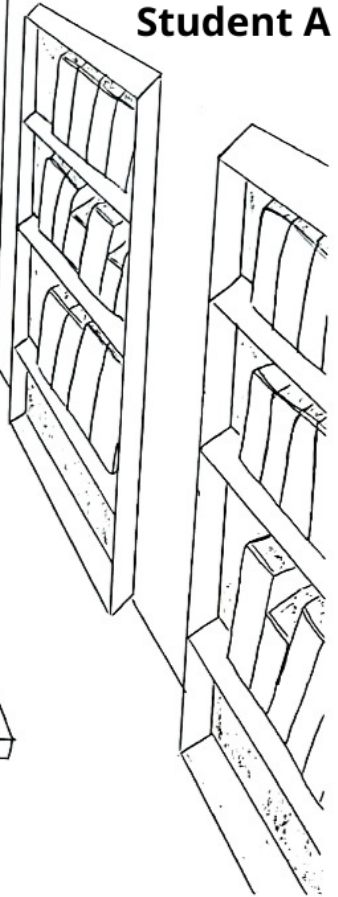

**Activity 6.** Listen and draw.

- a. Pair up. Choose to be Student A or Student B, and download the corresponding picture.
- b. Individual work (drawing at the top of the page): Take 5 minutes to colour the objects in the box. Add as many details to the drawing as you want. Use Jamboard.
- c. Work with your classmate (drawing at the bottom of the page): In a separate breakout room, take turns to describe your living room in no more than 5 minutes. When your classmate is describing his/her living room to you, draw and colour what you hear. Use Jamboard.
- d. When both of you finish, share your screen and show your pictures.

**Colour:**

clock / plants / cat /  
mirror / painting / dog /  
lamp / cups of coffee



**Student A**



**Colour:**

dog / photos / plant /  
mirror / lamp / painting /  
umbrellas / cat

**Student B**



**Homework:** Describe your classmate's living room.

---



---



---



---



---



---



---



---



---



---

**Self-assessment grid.** Pair-work. Use this grid in class to check your and your classmate's paragraph.

<b>The nouns</b>		
<b>Circle all the objects.</b>	Is the object singular?	Use "there is" or "there's".
		Use "a" or "an" before the noun.
	Is the object plural?	Use "there are".
		Use a number before the noun.
		Use "-s" or "-es" at the end of the noun.
<b>Prepositions</b>		
<b>Underline the prepositions.</b>	Look at the picture.	Are the objects and the prepositions OK?
<b>Order of the elements</b>		
<b>First write the number.</b>	Then write the size.	Then write the colour... (... and finally the noun.)